

Dressing Jay: a Jay and Ben Craft

This craft reinforces recognition of clothing items, labeling items, and sequence of dressing oneself.

Materials:

- Thick magic markers in blue, brown, orange and grey
- Scissors
- Blue construction paper
- Glue, or glue sticks
- *Jay and Ben* book

Instructions:

Color Jay, and his clothes to match the picture of Jay in the book.

Cut the figures out.

Read the whole story, or the page from the book where Jay is dressing himself.

Hand a construction paper to you child.

Ask him/her to paste Jay on it.

Ask your child to point to his shirt.

Ask your child to glue the shirt on Jay.

Ask your child to point to his pants.

Ask your child to glue the pants on Jay.

Continue until Jay is all dressed.

Last, hand your child the star.

Sing "Twinkle, Twinkle Little Star" when he glues the star onto the paper.

All done!

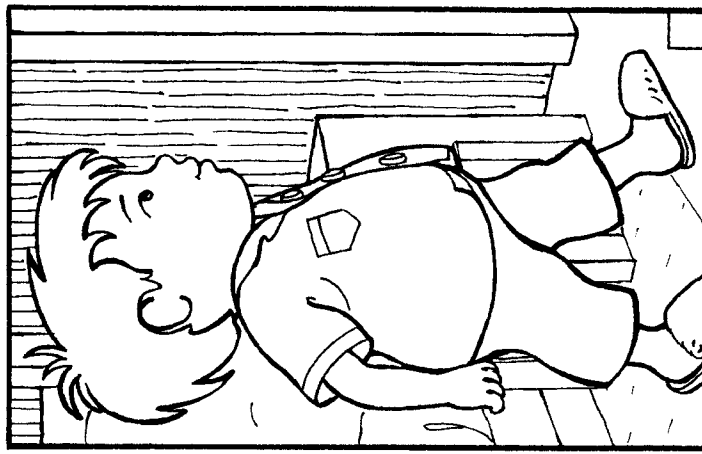

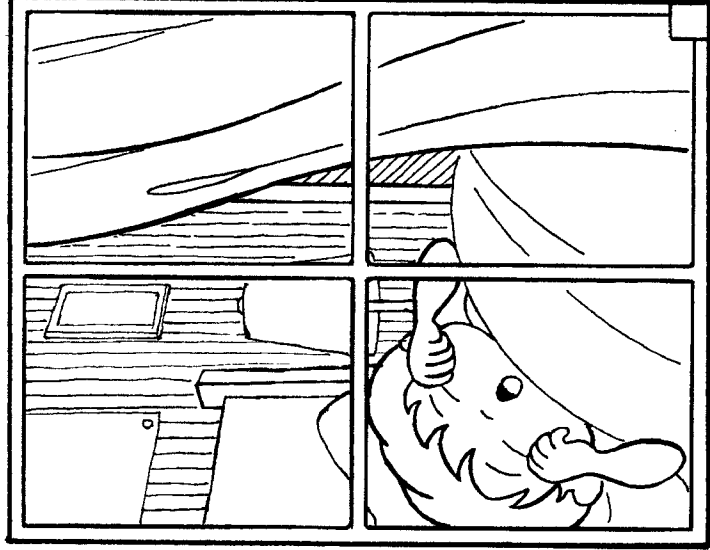

Based on a group lesson conducted by special educator Kathlynn Hylton

More downloads at **www.jayandbenbooks.com**

Give us your feedback at **facebook.com/JayandBenBooks**

NAME _____

Coloring Sheet from **Jay and Ben** by Lulu Delacre and Katharine Swanson



More downloads at www.jayandbenbooks.com Give us your feedback at facebook.com/JayandBenBooks